

Advantages

- General Purpose according to EUROBAT Classification
- Maximum charge efficiency
- High gas recombination efficiency
- Low self-discharge rate
- Easy handling
- Easy installation in vertical or horizontal

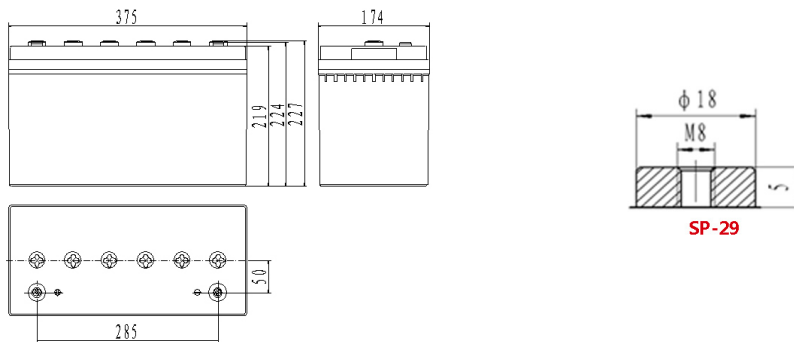
Application

- UPS units
- Emergency power
- Generators starting
- EPS units

Standards

- IEC61056-1/2: 2012
- JIS C8702-1/2:2009
- Eurobat guide
- installation compliant with EN50272-2

Drawing



Specification

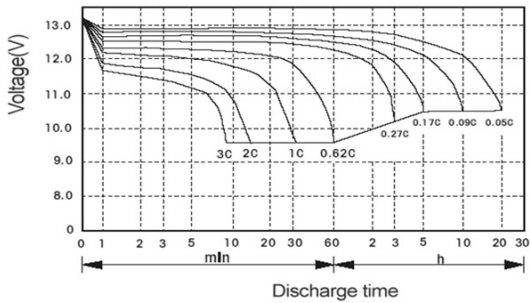
Battery Model	SP12-120			
Designed Life(Years)	10			
Capacity(Ah/25°C)	20HR(6.0A,1.75V)	10HR(11.16A,1.75V)	5HR(20.4A,1.75V)	1HR(72.0A,1.70V)
	120	111.6	102	72
Dimensions	Length(mm)	Width(mm)	Height(mm)	Total Height(mm)
	375	174	219	227
Approx.Weight(Kg)	34.8			
Internal Resistance(mΩ)	3.5			
Max. Discharge Current(A/5Sec.)	1200			
Self Discharge(25°C)	<=2% per month			
Charge Voltage(V/Cell/25°C)	Cycle use		Float use	
	2.45(-4mV/°C),max charge current:36A		2.27(-3mV/°C)	

Discharge Data

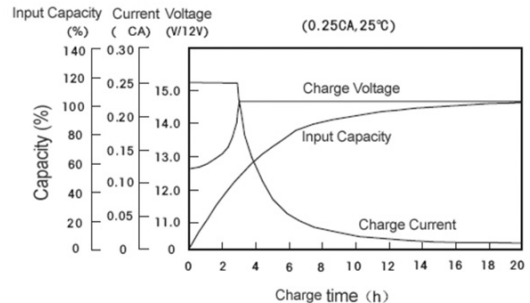
Constant current discharge data(25°C,A)													
Endvoltage (V/cell)	5min	10min	15min	20min	30min	45min	1h	1.5h	2h	3h	5h	10h	20h
1.60	372	280	217	174.5	132	97.5	75.6	56.52	44.5	32.2	21.73	11.4	6.25
1.65	366	275	213	170	128.9	95.9	73.8	55.75	43.64	31.79	21.25	11.32	6.15
1.67	359.2	270	209.4	167.3	127.7	94.89	73.05	55.35	43.28	31.58	21.04	11.3	6.122
1.70	351	264	205	163.9	126	93.5	72	54.72	42.74	31.24	20.75	11.24	6.07
1.75	317	243	193	157.4	122	90	70	53.45	42	30.6	20.4	11.16	6
1.80	268	219.6	179	146.8	114	85	67	51	40.5	29.5	19.7	10.8	5.86

Constant power discharge data(25°C,W/Cell)													
Endvoltage (V/cell)	5min	10min	15min	20min	30min	45min	1h	1.5h	2h	3h	5h	10h	20h
1.60	615	470	370	301.8	237	177	142	105	82.79	60.49	40.31	22.87	12.54
1.65	610	465	365	296.7	232.4	174.9	139.3	104	81.86	59.82	39.79	22.65	12.34
1.67	601.4	460.9	361.7	294.2	230.3	173.5	138.2	103.7	81.56	59.63	39.71	22.62	12.31
1.70	590.4	455	357	290.5	227.3	171.5	136.5	103	80.93	59.2	39.48	22.49	12.23
1.75	540	425	342	282.6	221.7	168.1	134.2	101.4	80.15	58.63	39.02	22.33	12.06
1.80	460	387	320	269.1	215	163	131	99	78.7	57.5	38.5	22.07	11.87

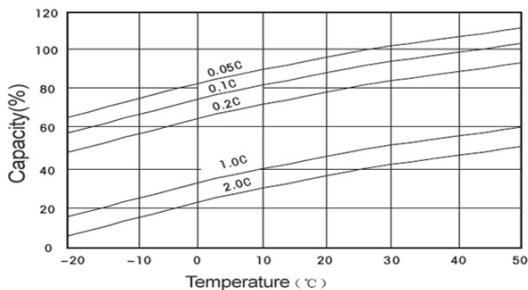
Performance Curve



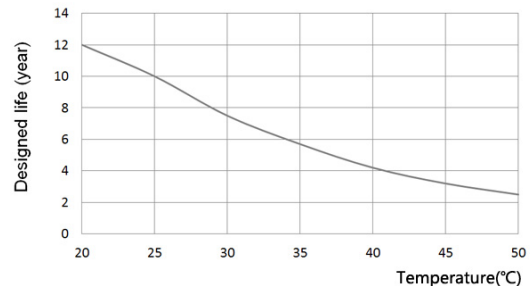
Discharge voltage Vs discharge time



Charge capacity Vs charge time



Discharge capacity Vs temperature



Design life Vs temperature

Sacred Sun Power Source Co.,Ltd.

No.1 Shengyang Road, Qufu City, PRC
Website: www.sacredsun.com

Sacred Sun Asia Pacific

10Q,10thFloor, Xinbaohui Building, Nanhai Boulevard,
Nanshan, Shenzhen, PRC.

Sacred Sun Europe SPRL

Paul Dejaerlaan 4b, B 1060 Brussel, Belgium

